



ETH

SPIRIT OF WATER



HYLAS
SAILING YACHTS



PERFORMANCE

The Hylas H49 is known for her elongated more traditional lines that include an elegant hand-finished teak interior, solid laminate hull and watertight bulkheads. This vessel includes three impressive double cabins with state of the art custom features that offer reliability as an offshore performer or elegant coastal cruiser. The Hylas H49 delivers on it's reputation of providing the ultimate cruising experience.

DESIGNED WITH PRECISION

- ≈ Wide steps with integrated boarding ladder for easy on boarding
- ≈ Deep and secure center cockpit with excellent visibility
- ≈ Large fully equipped galley spans one of the two passageways
- ≈ Elegant custom interiors
- ≈ Abundant storage for long offshore passages or coastal cruising
- ≈ Enjoy tranquility in the spacious deluxe cabins
- ≈ First class and first-in-class innovation

SPECIFICATIONS & EQUIPMENT

HULL & DECK

- Solid handlaid fiberglass layup with no core and using vinylester resins and Isophthalic Gel-coat
- Two epoxy barrier coats below the waterline for optimal protection
- Three coats of bottom paint
- Watertight collision of bulkhead forward of forward cabin with independent overboard drainage
- Watertight Stern sections across aft lazarettes and stern locker
- Divided Anchor Locker with separate locker for fenders and docklines
- Large Aft Stern lazarettes, port and starboard with dual Bailey latches for watertight seal
- Stern Garage with dedicated Rule Auto bilge pump with manual over ride in cockpit
- Solid Lead Keel with solid 35mm stainless steel keel bolts with transverse mounted 8mm backing plates
- Unidirectional Modified Keel with 6' Draft. Keel is fully encapsulated solid lead
- Fully Skegged Rudder for optimal strength and protection
- Bottom of rudder plane in each model above the keel plane for grounding safety
- Solid GRP fiberglass in all areas of the deck for deck fittings and stress area
- Moulded contrasting non skid available in two colors, linen beige or whisper grey
- Solid stainless sternhead fitting with split bow roller with stowage for 45lb COR and 45lb Danforth
- Solid Stainless striker plates for bow protection
- Salt-water washdown pump for anchor washdown
- Two pair of stainless steel 12" bow cleats, pair of 12" midship cleats and one pair of 12" stern cleats
- 31" high stanchions with double lifelines
- Side Boarding ladder with port and starboard side mounting brackets
- Manship 316 stainless overhead hatches and ports throughout
- Winch inventory

Primary Winches	Antal 62
Secondary Winches	Antal 48
Mainsheet Winches	Antal 48
Halyard Winches	Antal 44
- Harken Stand up Staysail Blocks
- Teak Handrails on foredeck coach roof and aft coach roof
- Stainless steel companionway handrails
- Whitlock Pedestal with Offset pedestal for instrument mounting
- Ritchie 5" Compass
- Solid Teak varnished cockpit table with teak drink holders
- Solid stainless Cowl Vents, 4 Total. One pair forward and one pair aft
- Stainless protective stern plate

- Freshwater hot and cold shower on stern platform
- Fold down stainless stern ladder
- Inner Forestay Chainplate for optional inner forestay

MECHANICAL & ELECTRICAL

- Yanmar 4JH3TE 75 HP 4-cylinder turbo diesel engine with cockpit controls and complete alarm system
- Morse single lever control system to protect against high RPM gear shifting
- Dual Racor fuel filtration system allowing independent filter and bypass system
- 451 litres total water tankage in two independent stainless steel tanks. 1100 litres of fuel in four independent aluminium alloy fuel tanks all pressure tested
- Walborough in line fuel pump allowing engine bypass for filtration and eliminates the need for future engine bleeding in the case of a dry fuel tank
- Oil change pump built in as standard
- All wire is tinned, no copper wiring except Selden supplied masthead lights
- All thru hull fittings are solid bronze and all bonded
- Two 3" copper strips running bow to stern both port and starboard for grounding
- Two 8D House Batteries 450 amp/hr total
- Engine starting battery 1 x 150 amp
- Anchor Windlass/Bow thruster battery 1 x 150 amp
- All batteries are isolated with a built in reverse isolation switch
- Two independent 80 amp alternators, one dedicated to house bank and one dedicated to engine start
- All batteries self contained, strapped and secured
- Fire retardant engine room sound insulation
- Choice of shore power connector; 50 amp/125v, 50amp/ 220v or 30 amp/125v connector
- Protech 50 amp built in battery charger
- Navigation lights; Running lights, Masthead anchor, Tricolor, Steaming light and Foredeck light
- STO Depth sounder; Speed Log and Windspeed indicator
- Sony AM/FM Stereo with CD player with 4 interior speakers and 2 exterior cockpit speakers
- Two independent bilge pump systems, one Rule system, one Par System.
- Total of 2500 gallon/hour with float switches.

GROUND TACKLE

- WC 2200 Maxwell Nilsson Windlass with chain feed and stainless steel plate for chain protection, with bow controls and remote cockpit windlass controls
- Primary Anchor and tackle: 250' System 40 3/8"Galvanized chain with 45 lbs CQR



- Secondary Anchor and tackle: 50' System 40 3/8" chain and 300' of 5/8" anchor rod with 45lb Danforth
- Five Docklines 35' x 5/8" Premium Braid New England Ropes

RIG & RIGGING

- Selden Anodized Aluminum Mast with double spreader rig
- Hasselford Standing Rigging
- Forward and Aft lowers for rig stability
- Discontinuous Rigging for optimal strength and increased hardware
- Furlex 400 Series Roller Furling Forestay
- Doyle Sails including Mainsail and 135% Genoa with sunbrella cover
- Primary and secondary Main Halyard
- Primary and secondary Genoa Halyard
- Halyard Bales on forward dorades

PLUMBING & TANKAGE

- 250 Gallons of Total Water Tankage in three independent tanks
- 145 Gallons of Total Fuel Tankage in two independent tanks
- Options: to increase and/or change balance of total and type of tankage
- All tanks have easy access for inspection with dipsticks, threaded inspection port and larger inspection
- Port for interior inspection and cleaning
- Two independent Slurflow self priming freshwater pump systems
- Third manual freshwater pump, foot activated for freshwater accessed in the galley
- All tankage for water and fuel is stainless
- Two independent holding tanks, one dedicated to each head
- 10 gallon hot water heater heated via engine driven system or AC supply
- All through hull fittings are bronze with seacocks or valves and bonded

INTERIOR

- Galley is over 7' in length with a pass through to aft cabin offering total safety with room to brace on either tack while offshore
- Ample cabinets, storage lockers and drawers including full length pantry for cutlery, cookware, and food storage
- Slide out trash container with positive locking door
- Force 10 three burner stove with Xintex propane monitor and two sensors
- Frigoboat Freezer/Refrigeration with thermostatic controls and temperature gauges
- Both boxes have electric pumps for keeping drained
- Freezer/Refrigeration Boxes are both top and front loading
- Counter top recesses over stove allowing for stainless steel backsplash and increased counter space when in place
- Manual foot pumps for both Fresh and Salt water

NAVIGATION STATION

- Forward facing Nav Station with full size table to hold folded Admiralty charts or full size Chart Kits
- Owner may customize table, drawers, instrument and repeater panels to their liking
- Radar Box custom built to fit owner specified radar model
- Fast pin access to complete wiring harness and breakers
- All instruments and systems well labeled inside and out and traced numerically



FORWARD CABIN & HEAD

- Full double berth forward with 6'9" in length
- Three rows of drawers underneath berth with two separate isolated storage bins
- Starboard and portside hanging lockers with removable shelves
- Cabinets above the berth for added storage
- 27 gallon dedicated holding tank with dual "Y" valve systems for direct overboard, deck pump
- Out and direct pump out of holding tank overboard with independent hand

AFT STATEROOM & OWNERS HEAD

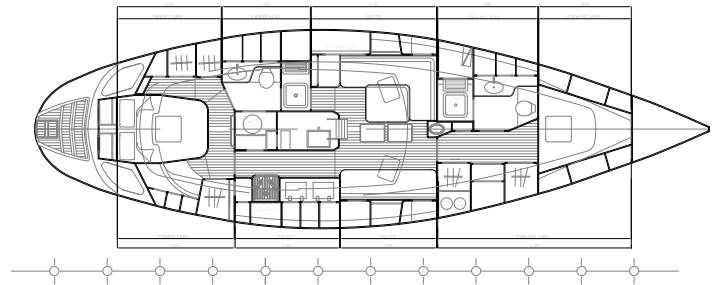
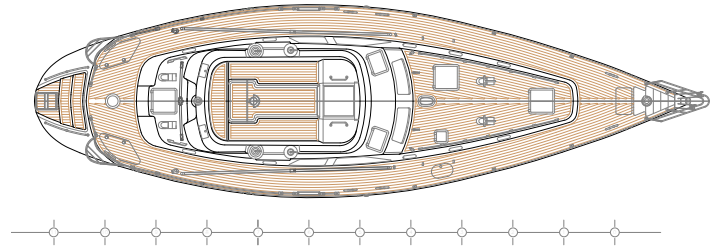
- Queen size Aft Berth set centerline with split mattress and accompanying starboard side settee
- Port and Starboard side hanging lockers with optional removable shelves
- Full length deep hanging locker centerline
- Portside vanity with fold up mirror and drawer with three separate cabinets
- Cabinet or drawers available under owners berth
- 27 gallon dedicated holding tank with dual "Y" valve systems for direct overboard, deck pump
- Out and direct pump out of holding tank overboard with independent hand pump

MAIN SALOON

- Solid Teak dinette with removable leaf for smaller table size. Dinette drops down easily to create a full double berth
- Full length starboard settee pulls out an additional 9" for a wide sea berth
- All tankage in main saloon is located below the sole allowing for extensive storage under all seating areas and behind the dinette and settee.
- Double walk through passageway offering optimal ventilation and movement throughout the interior
- Slide out seat with storage for added seating, which slides in while underway
- Custom TV Cabinet area available and designed to fit each owner's specs.
- Maximum Headroom just under 7'

PORTSIDE CABIN

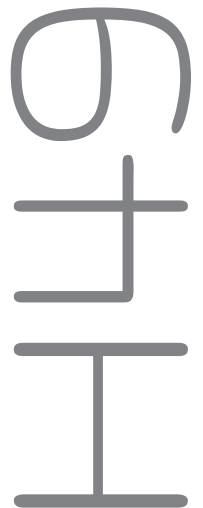
- Portside cabin offers the versatility to be a private stateroom, an upper and lower berth for crew's quarters and the option of redesigning into storage area, workbench area, and utility area with room to spare for a washer/ dryer, stainless steel workbench and numerous options.



SPECIFICATIONS

LENGTH OVERALL	48'10" 14.88 m
LENGTH OF WATERLINE	39'6" 12.04 m
BEAM	14"3" 4.34 m
DRAFT	Shoal 6'0" 1.83 m
DISPLACEMENT	32,000 lbs 14,515 kg
BALLAST	14,500 lbs 6,577 kg
WATER TANKAGE	250 gal 945 litres
FUEL TANKAGE	145 gal 550 litres
SAIL AREA	1251 w/135% Genoa 116.22 m ²
AUXILIARY	Yanmar 75 hp
BALLAST / DISPLACEMENT RATIO	.45
MAST ABOVE WATER	63.5" 19.33 m
DESIGNER	Sparkman & Stephens


HYLAS
 SAILING YACHTS



ETH



Hylas

HEADQUARTERS
QUEEN LONG MARINE
TAIWAN
+886 7 831 5216

US DIVISION
HYLAS YACHTS
MIAMI, FL
+1 786 497 1882

EUROPE DIVISION
GRABAU INTERNATIONAL
LIMITED
UNITED KINGDOM
+44(0) 1590 673715

HYLASYACHTS.COM

