



M49 EURO

SPIRIT OF WATER


HYLAS
POWER YACHTS



M44 CABRIOLET

PERFORMANCE

Strong, capable and comfortable are synonymous when describing the Hylas M44 power yacht. Collaborating with globally renowned New Zealand yacht builder Salthouse, this Hylas design reflects the finest handcrafted quality and tradition that powerboat owners have come to revere and expect. The new M44 offers fuel efficiency, functional design and maximum space while providing the power and performance that is unprecedented.

QUALITY

Every vessel is handcrafted using the highest quality materials designed for the marine environment. We are confident that you will enjoy well-proven performance and reliability whichever model you choose from our Hylas range.



DESIGNED WITH PRECISION

The Hylas M44 practical and functional design maximizes the amount of space.

Its superb features include:

- ≈ Large windows, providing panoramic visibility while underway or enjoying the surroundings at anchor
- ≈ Aft galley positioning designed to enable easy conversation while preparing food and entertaining
- ≈ Saloon and cockpit tables providing options for dining indoors or out or both
- ≈ Spacious living areas, comparable with those of much larger vessels
- ≈ Generous-sized cockpit—perfect for alfresco dining, fishing and relaxing
- ≈ Full galley with large pull-out pantry for great storage
- ≈ Handcrafted timber interior

HYLAS M44 & M49 STANDARD EQUIPMENT

HULL & DECK

- Hand laminated GRP hull with end grain pre-sealed balsa core.
- Vinylester resins are used for added osmosis resistance
- Isophthalic white Gel-coat topsides
- 5 coats of International epoxy primer & 1 coat of International epoxy tiecoat
- 3x coats of International Ultra antifouling
- Hand laminated GRP deck and superstructure reinforced and insulated with balsa core
- Teak laid decking adjacent to cockpit

DECK EQUIPMENT

- Stainless steel bow rail
- Stainless steel rubbing strake / rubbing strips
- Dinghy tie-down padeyes x4 on cabin top
- GRP antenna mast for navigation lights and radar
- Black mesh 'black out' protective cover for windscreen
- Stainless steel framed lockable sliding door from helm station to side decks
- LED navigation lights, steaming and anchor light
- Stainless steel model designation logos

ANCHORING AND MOORING EQUIPMENT

- Maxwell RC-10-8 1,000w vertical electric reversing anchor windlass with controls at helm and bow and chain counter at helm
- Rocna 33lbs galvanised anchor
- 60m of 8mm galvanized chain (10mm for M49)
- Stainless steel self-launching stemhead fitting with twin rollers
- Self-draining chain and rope locker
- Saltwater washdown in anchor well
- 6x Chrome mooring cleats
- Mooring pack (fenders and warps)
- Stainless steel chafe guards

COCKPIT EQUIPMENT

- One piece GRP moulding
- GRP cockpit cappings
- Deep teak-laid bathing platform
- Teak laid cockpit sole
- Twin hatches to access lazarette
- Gas bottle stowage locker under cockpit seating – stowage for 2x 2kgs gas bottles
- Stainless steel boarding ladder
- Hot & cold pressurized cockpit shower
- Seat squabs and back rests (fabrics chosen from standard options)
- Side stowage lockers in cockpit incorporating shore power connection socket
- Deckhead lighting with switch
- LED floor level lighting
- GRP adjustable height cockpit table with upholstered infill to create double sunbed
- 3 piece cockpit covers in clear pvc with zip openings
- Fishing rod holders

- Outboard engine bracket
- Saltwater washdown in cockpit
- Stainless steel padeye to secure dinghy in cockpit
- Stainless steel Portofino rail on stern platform with side gate access, rails and safety wires
- Stainless steel boarding ladder
- Stainless steel framed slide lockable door from cockpit to interior
- Stainless steel framed hinged window from cockpit to galley area with gas stays and tinted UV reducing glass

ENGINES

- 2x Yanmar 8LV-370 370hp (272kw) 8-cylinder 4-stroke direct injection common rail turbocharged diesel engines
- Freshwater engine cooling via heat exchangers
- Raw water intake grills
- Stainless steel raw water strainers
- Rubber flexible engine mounts
- Yanmar VC-10 color LVC vessel control system
- Racor fuel filters / water separators
- Underwater exhausts with waterlock mufflers
- Fire-retardant GRP tubing for exhausts
- Acoustop machinery space insulation
- Engine room air vents
- 4x 12vDC engine room lights & 1x 12vDC tank room light

PROPULSION

- Yanmar KMH50A gearboxes with shaft drive
- 3" Blue Water stern tubes with Vesconite intermediate bearings
- 2" stainless steel propeller shafts
- P-brackets with Vesconite strut bearings
- 4-bladed CNC propellers



STEERING & TRIM

- Seastar electro-hydraulic steering system
- Twin CNC rudders with 2" stainless steel stocks and tillers
- Chatfield Marine Elite rudder seals with Vesconite support bearings
- Wheel at helm station
- Bennett 12vDC trim tabs with controls at helm

ELECTRICAL

- 12vDC & 230vAC domestic systems
- BEP Marine 902-NHM 12-way circuit breaker panel
- Zinc anode protection
- Anchor windlass overload protection
- 230vAC 50Hz 32Amp shore power connection
- 12vDC AGM engine start battery
- 12vDC AGM deep cycle service batteries – 660Ah capacity
- Mastervolt Mass Combi 12/2200/100 100Amp 2.2kw battery charger / Inverter
- 6x 230vAC sockets

FRESH WATER PLUMBING

- Shurflo Aqua King Supreme 18.9lpm 12vDC pressurized pump system for fresh and salt water supplies
- 60 litre stainless steel hot water cylinder with water heated by 220vAC immersion heater element via shorepower and via engine circuits
- Filtered fresh water supply to galley

BILGE PLUMBING

- 4x 12vDC electric bilge pumps
- Bilge water alarm

FRESH WATER TANKAGE

- 720 litre water capacity in 2x stainless steel tanks
- BEP Marine water tank level gauges
- Stainless steel deck filler
- Tank breathers

FUEL TANKAGE

- 900 litre water capacity in 1x stainless steel tank
- BEP Marine fuel tank level gauges
- Stainless steel deck filler
- Tank breathers

GAS SYSTEM (IF FITTED)

- BEP Marine gas Detector and control matrix

BLACK WATER TANKAGE

- Sealand 88 litre holding tanks system with 12vDC overboard discharge or deck vacuum point
- BEP Marine digital holding tank monitoring system

NAVIGATION AND COMMUNICATIONS EQUIPMENT

- Raymarine eS127 12.1" color touchscreen GPS chart plotter with integral GPS receiver
- Raymarine Evolution autopilot system with P70R rotary control at helm
- Raymarine Ray50 VHF with DSC





M44 EURO

ENTERTAINMENT

- Fusion MS-AV650 entertainment system with speakers in saloon and cockpit

INTERIOR FINISHES

- Handcrafted teak or oak interior joinery
- Interior varnished to matt finish
- Fitted carpets through main saloon and accommodation cabins (carpets chosen from standard options)
- Corian counters in galley and heads (colours chosen from standard options)
- Interior upholsteries chosen from standard options
- Push locks for doors and drawers
- Roller drawers throughout
- Hinged access to engine spaces
- LED interior deckhead lighting
- LED low level floor lighting

SALOON

- Saloon seating configured with bench seat to starboard and U-shaped dinette forward to port (fabrics chosen from standard options)
- Hand-crafted teak dinette table with height adjustable leg and upholstered infill to create double berth
- Cocktail drawer under helm seat
- 2x large deckhead sliding hatch windows
- Oceanair deckhead hatch blinds
- 2x solar vents
- Tempered glass saloon side windows
- Front windows in clear toughened glass for improved night vision
- Windscreen wipers with washers
- LED deckhead lighting

HELM STATION

- 2-person upholstered bench seat with chart and manual storage in locker beneath (fabrics chosen from standard options)
- Electronic engine controls
- Steering wheels
- Console for chart plotters
- AC and DC panels
- Trim tab controls
- Engine panels and instruments
- Fuel and water level gauges

GALLEY

- Gas stove with 4x burners, oven and grill
- Stainless steel microwave oven
- Vitrifrigo dual stainless steel drawer fridges
- Top-opening stainless steel freezer with external temperature display
- Twin stainless steel bowl sinks with single-lever hot & cold pressurized freshwater supply
- Soap dispenser
- Full height pull-out pantry
- U-shaped galley counter with 10x self-closing drawers including twin rubbish bins
- Corner plate locker cabinet with built-in microwave cabinet above

MASTER CABIN

- Queen-sized island double berth with foam mattress
- Hanging locker with drawer unit
- Lewmar LP50 deckhead hatch
- Chrome deckhead lighting
- Concealed LED lighting
- 2x Reading lights
- Upholstered wall and ceiling surfaces
- 4x stainless steel portholes

PORT GUEST CABIN

- Twin bunks with 6" foam mattresses and infill to create double berth
- Upper single bunk with 4" mattress
- Drawer unit
- Under bunk storage
- Lewmar LP50 deckhead hatch
- Chrome deckhead lighting
- 2x Reading lights
- Mirror
- Upholstered wall and ceiling surfaces

HEADS

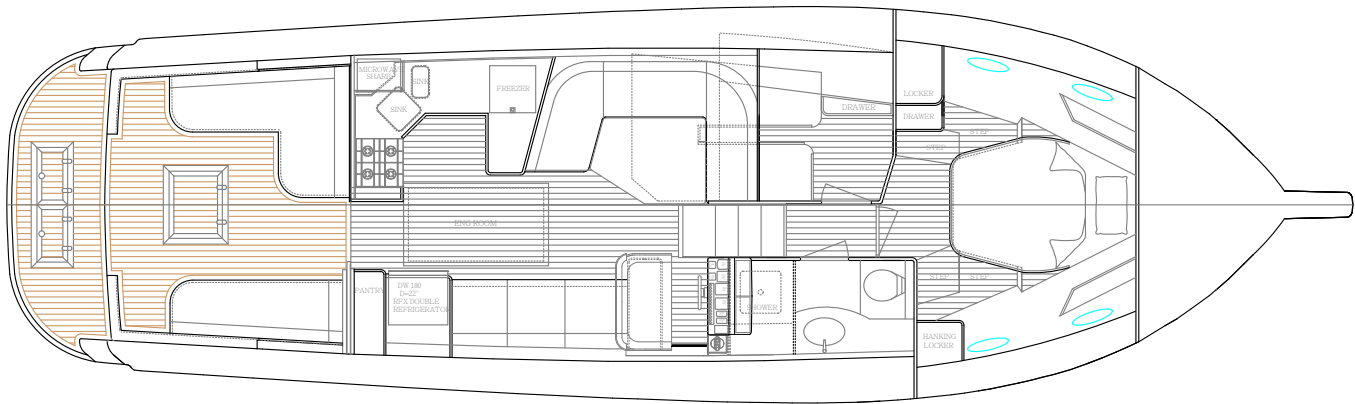

- Basin with hot & cold pressurized freshwater supply and single lever tap
- Basin/vanity cabinet GRP moulded
- Lewmar LP50 opening deckhead hatch
- Masterflush 8600 freshwater & saltwater electric heads with Y-valve
- Toilet roll holder and toilet brush
- Soap dispenser

- Chrome deckhead lighting
- Storage locker
- Towel rail
- Mirror
- Separate shower cubicle with retracting shower door and moulded seat
- Extractor fan and light in shower cubicle

SUNDRY ITEMS

- Fire extinguishers
- Tool box

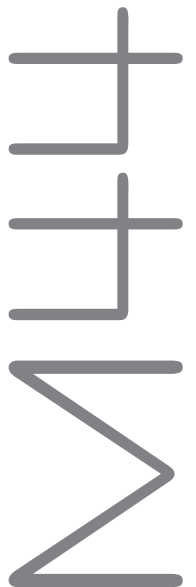


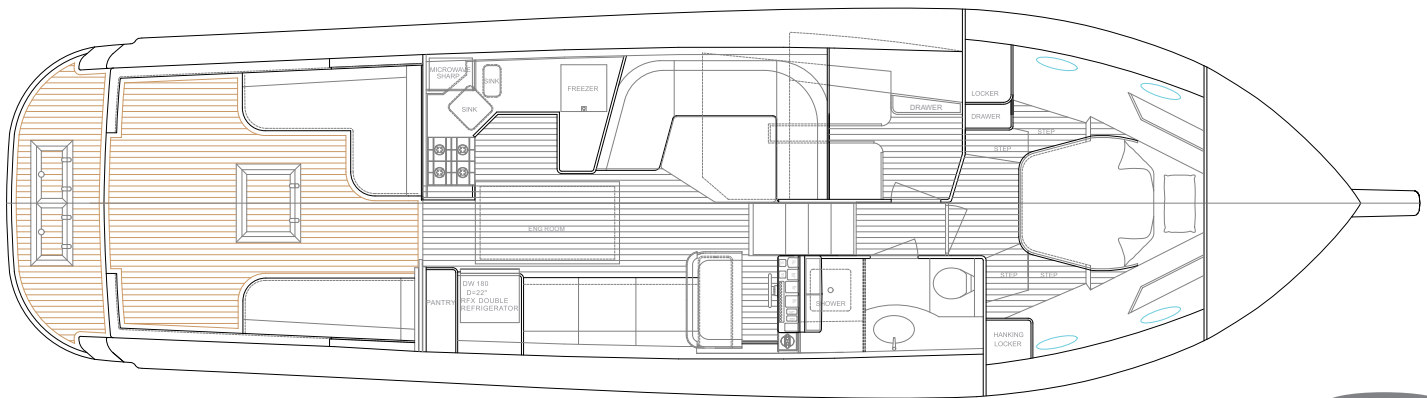



SPECIFICATIONS

M 44

OVERALL LENGTH	44' 4" 13.5 m
HULL LENGTH	41' 12.5 m
BEAM	13' 6" 4.12 m
DRAFT	3' 2" 1 m
FUEL CAPACITY	240 gal 900 litres
WATER CAPACITY	185 gal 720 litres
BLACK TANK CAPACITY	25.10 gal 96 litres
ENGINES (STANDARD)	2x Yanmar 8LV-370hp
DISPLACEMENT	20,943.9 lbs 9,500 kg
CABINS	2
SLEEPING CAPACITY	7





SPECIFICATIONS

M 49

OVERALL LENGTH	48'10" 14.88 m
HULL LENGTH	43'8" 13.30 m
BEAM	13'6" 4.1148 m
DRAFT	3'2" 0.9652 m
AIR DRAFT	12'11" 3.937 m
FUEL CAPACITY	240 gal 900 litres
WATER CAPACITY	185 gal 720 litres
BLACK TANK CAPACITY	25.10 gal 95 litres
ENGINES (STANDARD)	2x Yanmar 8LV-370hp
DISPLACEMENT	25,353.16 lbs 11499.99 kg
CABINS	2
SLEEPING CAPACITY	7



Estimote



Hylas

HEADQUARTERS
QUEEN LONG MARINE
TAIWAN
+886 7 831 5216

US DIVISION
HYLAS YACHTS
MIAMI, FL
+1 786 497 1882

EUROPE DIVISION
GRABAU INTERNATIONAL
LIMITED
UNITED KINGDOM
+44(0) 1590 673715

HYLASYACHTS.COM

